



# WILDERNESS UNLIMITED

A Quarterly Magazine for the West's  
Premier Hunting and Fishing Club  
California & Oregon  
Volume 32, Number 1  
Winter 2018

*California & Oregon Magazine Issues Are Now Combined*

*California Member Photos*



**Success at Willow Creek  
Bob Alvernaz**



**Danner's Dandies  
Robert & Mary Ann Danner limited on  
Lingcod on the Huli Cat, WU Charter**



**Cody Bradley with Sons,  
Hunter & Ryder**



**Today's forecast shows some snow  
with a chance of honkers  
- Isaiah Gutierrez**

**In This Issue:**

**California:**

Tentative Hunting Seasons	Page 6
Fishing Properties	Page 7
Winter Pig Ranches	Page 8
Quail Properties	Page 9
Waterfowl Properties	Page 10
Sac Valley RV Park Information	Page 11
Junior Deer Hunt Story	Pages 13-15
Turkey Selection Form	Insert
Turkey Selection Instructions	Insert
Junior Turkey	Insert
Junior Turkey Instructions	Insert

**Oregon:**

Ranch News	Page 29
Oregon General Information	Page 30
WU Selection Process - Fossil	Page 31
Predator Hunting	Page 32
OR License & Tag Fees	Page 32
Sage Rat Shoot	Page 33
Spring Turkey	Page 33
Spring Bear	Page 33
Fly Fishing Clinic	Page 34
Fishing Properties	Page 34

**Columns:**

Ed Migale	Pages 18-20
Terry Knight	Page 21
Rick E. Martin	Pages 22-23
Gear Corner	Pages 26-27
WU Overview Joe Sovinsky	Page 28

**Other:**

In This Issue	Page 3
Urge2Hunt	Page 12
WU Opportunities	Page 13
Lodging	Page 24
Cookin' Wild	Page 25

**Cover Photo:** *Geese at Sauvie Island by Erik Peterson*

**Back Cover:** *Hunting Among The Vineyards at Rancho Chimile by Ryan Carder*

**California Dates to Remember**

January	
1	Happy New Year! Office Closed Got your 2018 Fishing License yet?
5-7	Women's Waterfowl Hunt
18-21	Sportsmen's Expo, Sacramento Cal Expo
19	NE Waterfowl Ends
27	Rich's Sausage Making Clinic at RV Camp
28	Duck & Quail Seasons End
31	Winter Pig Ends
February	
1	Extended Winter Pig Season Begins
3	Imperial Valley, CA Extended Goose Season Begins
3-4	DFW Youth Waterfowl Weekend
15	Balance of State Extended Goose Season Ends
18	Imperial Valley, CA Extended Goose Season Ends
19	Presidents' Day Office Closed
March	
3	Wild Turkey Expo Sac Valley RV Camp
5	Turkey Selection Forms Due in Hayward Office
6	Turkey Selection
14	Turkey Phone Reservations Begins
24-25	DFW Youth Turkey Hunt
24-25	WU Youth Mentored Turkey Hunt
31	Spring Wild Turkey Season Begins

**Oregon Dates to Remember**

January	
1	Got your new Fishing & Hunting License?
7	2 <sup>nd</sup> Hunt Period in NW Goose Zone Ends
28	Duck Season Ends
28	Goose Season Ends in N Central OR
31	Upland Bird (Quail, Chukar, Hun) Seasons End
February	
1	Sage Rat Shoot starts at Twickenham
3	3 <sup>rd</sup> Hunt Period in NW Goose Zone Opens
7-11	Pacific NW Sportsmens' Show-Portland Expo
March	
31	Last day of Sage Rat Shoot -Twickenham
April	
1	Spring Bear Season Opens
15	Spring Turkey Season Opens
20-22	Fly Fishing Clinic, Advanced Registration Required

# General Information

**Wilderness Unlimited**  
 Volume 32, Number 1, Winter 2018  
 Published at:  
 Wilderness Unlimited • (510) 785-4868  
 22425 Meekland Avenue • Hayward, CA 94541

**DEADLINES**

News and advertising deadlines are the 5th of the month preceding publication. New articles, signed letters and success pictures to the editor are welcome. The right to edit or refuse copy is reserved.

**BOARD OF DIRECTORS**

Joseph Sovinsky  
 Geri Carder  
 Manny Natsios  
 Cliff Todd

**EDITORIAL STAFF**

Joseph Sovinsky, Editor in Chief  
 Cliff Todd, Managing Editor  
 Erik Peterson, Managing Editor  
 Geri Carder, Publisher  
 Brian Kempkes, Editorial Assistant  
 Mary V. Blair, Layout and Design  
 Serge Engurasoff, Urge2Hunt  
 Dave Hughes, Columnist  
 Terry Knight, Columnist  
 Rick E Martin, Columnist  
 Ed Migale, Columnist  
 Robert Moore, Columnist  
 Jerry Springer, Gear Corner  
 Bobbie Wasilko, Cookin Wild

**CIRCULATION**

Wilderness Unlimited Oregon (USPS 021099) is published four times per year by Wilderness Unlimited, 22425 Meekland Ave. Hayward, CA 94541. Months of publication are January, April, July and October. The cost per year is \$15 and is included in the price of membership. Periodicals postage paid at Hayward, CA 94544.

**POSTMASTER:**

Please send address changes to:  
 Wilderness Unlimited • 22425 Meekland Avenue  
 Hayward, CA 94541

**PRINTING SERVICES:**

PMI • 510-931-7000 • www.pmiink.com  
 All printing done using chemistry free plates,  
 recycled paper and soy based inks.

**OR Sauvie Island Office**

23434 NW Oak Island Road  
 Portland, OR 97231  
 General Info (503) 621-3825  
 Lands/Hunts Dept (503) 621-9890  
 email: [wu\\_oregon@yahoo.com](mailto:wu_oregon@yahoo.com)  
 FAX (503) 621-9715

**CA Hayward Office**

22425 Meekland Avenue  
 Hayward, CA 94541

Office Hours: Monday-Friday,  
 9:30 a.m.-6:00 p.m.

**Reservation Hours:**

Monday-Friday 11:00-6:00

Closed for Lunch 2:00-2:30

Saturday 9:30-12:30 (WF Season Only)

(510) 785-4868

(877) 611-4868 Toll Free

#1 • Information

#2 • Reservations

#3 • 24 Hour Property Update

#5 • After Hours Ranch Emergency

or (510) 781-1487

FAX: (510) 783-7436

Southern California Information

(619) 222-2285

[www.wildernessunlimited.com](http://www.wildernessunlimited.com)  
[office@wildernessunlimited.com](mailto:office@wildernessunlimited.com)  
[photo@wildernessunlimited.com](mailto:photo@wildernessunlimited.com)  
 Send High Resolution Photos  
 For Calendar & Magazine

# New for Wilderness Unlimited – California & Oregon Magazine Is Now Combined

In an effort to reach out to all members of WU who enjoy using California and Oregon facilities, and in order to keep up with the activities in both States, WU has decided to combine the Magazine for better distribution of information and to be more cost effective. So, enjoy learning about what your Club has to offer! The distribution of the Magazine will continue to be Winter, Spring, Summer and Fall.



Correia Club by Serge Ruiz

**UNITED STATES POSTAL SERVICE® Statement of Ownership, Management, and Circulation**  
 (All Periodicals Publications Except Requester Publications)

1. Publication Title: Wilderness Unlimited  
 2. Issue Frequency: March, June, Sept, Dec  
 3. Issue Date for Circulation Data Below: September 2017  
 4. Issue Periodicity: 4  
 5. Number of Issues Published Annually: 4  
 6. Annual Subscription Price: \$15  
 7. Complete Mailing Address of Headquarters or General Business Office of Publisher (Do not leave blank):  
22425 Meekland Avenue, Hayward, CA 94541  
 8. Complete Mailing Address of Principal Office and Complete Mailing Address of the Publisher:  
22425 Meekland Avenue, Hayward, CA 94541  
 9. Full Names and Complete Mailing Addresses of Publisher, Editor, and Managing Editor (Do not leave blank):  
 Publisher: Geri Carder, 22425 Meekland Ave, Hayward, CA 94541  
 Editor: Joseph Sovinsky, 22425 Meekland Ave  
 Managing Editor: Cliff Todd, 22425

10. Owner (Do not leave blank. If this publication is owned by a corporation, give the name and address of the corporation immediately followed by the names and addresses of all stockholders owning or holding 1 percent or more of the total amount of stock. If not owned by a corporation, give the name and address of the individual owner. If owned by a partnership or other unincorporated firm, give its name and address as well as those of each individual owner. If the publication is published by a nonprofit organization, give its name and address.)  
 Full Name Complete Mailing Address  
Joseph Sovinsky 22425 Meekland Ave Hayward CA 94541  
Geralyn Carder " SAME " 94541  
Manny Natsios " SAME "  
Cliff Todd " SAME "

11. Known Bondholders, Mortgagees, and Other Security Holders Owning or Holding 1 Percent or More of Total Amount of Bonds, Mortgages, or Other Securities. If none, check box  None  
 Full Name Complete Mailing Address

12. Tax Status (For completion by nonprofit organizations authorized to mail at nonprofit rates) (Check one):  
 The purpose, function, and nonprofit status of this organization and the exempt status for federal income tax purposes:  
 Has Not Changed During Preceding 12 Months  
 Has Changed During Preceding 12 Months (Publisher must submit explanation of change with this statement)  
 PS Form 3526, July 2015 (Page 1 of 2) See instructions page 43 PSN: 7530-01-000-9031 PRIVACY NOTICE: See our privacy policy at www.usps.com

13. Publication Title: Wilderness Unlimited  
 14. Issue Date for Circulation Data Below: September 2017

15. Extent and Nature of Circulation  
 Average No. Copies Each Issue During Preceding 12 Months No. Copies of Single Issue Published Nearest to Filing Date

A. Total Number of Copies (Net press run)	3524	3515
B. Paid Distribution (Sum of 1b(1), (2), (3), and (4))	3204	3032
1. Paid Distribution Outside the Mail (including sales through paid distribution above normal rate, advertiser's proof copies, and exchange copies)	192	192
2. Paid Distribution Outside the Mail (including Sales Through Carriers and Classes, Street Vendors, Counter Sales, and Other Paid Distribution Outside USPS (i.e., First-Class Mail®))	0	0
3. Paid Distribution by Other Classes of Mail Through the USPS (i.e., First-Class Mail®)	0	0
4. Free or Nominal Rate Distribution (Sum of 1b(5), (6), (7), (8), and (9))	3396	3224
5. Free or Nominal Rate Distribution Outside County Copies included on PS Form 3541	0	0
6. Free or Nominal Rate In-County Copies included on PS Form 3541	0	0
7. Free or Nominal Rate Copies Mailed at Other Classes Through the USPS (i.e., First-Class Mail®)	0	0
8. Free or Nominal Rate Distribution Outside the Mail (Carriers or other means)	128	291
9. Total Free or Nominal Rate Distribution (Sum of 1b(5), (6), (7), (8), and (9))	128	291
10. Total Distribution (Sum of 1b and 1c)	3524	3515
C. Copies Not Distributed (See instructions to Publishers #4 page 43)	0	0
D. Total (Sum of 1b and 1c)	3524	3515
E. Paid Electronic Copies (15c divided by 100 times 100)	96%	91%

16. Electronic Copy Circulation  
 I certify that 95% of all my distributed copies electronic and print are paid above a nominal price.  
 Publication not required.

17. Publication of Statement of Ownership  
 This publication is a general publication, publication of this statement is required. Was first printed in December 2017.  
 Publication not required.

18. Signature and Title of Editor, Publisher, Business Manager, or Owner  
Geri Carder 9/18/17

USPS Form 3526 - CA

## It's Renewal Time for 2018!

This is the time of year when annual renewals go out to many WU members whose dues are due on March 1st. Historically in January we send billings for March through June to remind members about our "Early Pay Program" and the perks available to members for paying on time. This year, as in past years, WU will continue with the "Early Pay Program" and the "No CPI" benefit. What does this mean? If members pay their dues in full prior to their due date, they will be entered into an annual drawing where three lucky winners from California and three from Oregon will be drawn to receive complimentary dues for 2019. The drawing will be held on October 1, 2018, and all members who have paid in full throughout the year will be entered. The other "BIG PERK" is the "No CPI (cost of living increase). Last year dues were increased 3% based on the CPI index for the SF Bay Area. Members who commit to a payment plan prior to their payment due date with WU and pay on time will never receive a CPI increase in dues. That means your dues can stay low year after year as long as you meet your commitment. Also, in 2018 WU will be promoting auto-debit payments via credit card or checking account. Checking account auto-debit is new this year and we are encouraging members to get on board with auto-debits for ease in making timely payments. This also helps WU with its accounts receivables and is less "labor intensive" since we, here at WU, maintain a small accounting department. For those who do not choose auto-debit, accounts are managed with our billing service Universal (a third-party service that collects our membership fees). So, look for your renewal billing by mid-January to take advantage of these opportunities. Happy Renewal Year to All!



**Dreaming Up the Ideal Retirement Is Your Job. Helping You Get There Is Ours.**

To learn more about why Edward Jones makes sense for you, call or visit a financial advisor today.



**Robert Smail**  
Financial Advisor  
350 Crown Point Circle  
Suite 115  
Grass Valley, CA 95945  
530-477-7492



**WU MEMBER**

[www.edwardjones.com](http://www.edwardjones.com)  
Member SIPC

**Edward Jones**<sup>®</sup>  
MAKING SENSE OF INVESTING

# California Tentative Hunting Seasons



Marcos and Arturo Puruy Ramirez

2018 CALIFORNIA TENTATIVE HUNTING SEASONS			
BIG GAME		ZONE	SEASON DATES
Winter Pig		All	November 1 - January 31
Extended Winter Pig			February 1 - March 12
UPLAND GAME		ZONE	SEASON DATES
Early Coastal Quail		Q2	September 23 - January 28
General Quail Season		Q1	October 14 - January 28
Balance of State Quail		Q3	October 14 - January 28
WATERFOWL		ZONE	SEASON DATES
Waterfowl		Northeastern	October 7 - January 19
Waterfowl		Balance of State	October 21 - January 28
Women's Waterfowl		Call for Details	January 5-7
Youth Waterfowl		Balance of State	February 3-4
Late White Front Goose		Balance of State	February 10-14

Verify all season dates and regulations with the CA D.F.W.



Christine Corey, Dad Gene Bradley, Husband Shane Corey with Daughter Taylor Corey



Isaiah Gutierrez



**HULI CAT TAKES YOU THERE!**

**Tours, Parties, Weddings, Crabbing,  
Fishing, Whale Watching, Burials at Sea**

As seen in "Chasing Mavericks"...but we don't do that too often!

**Tom Mattusch • 650.726.2926**  
**[www.hulicat.com](http://www.hulicat.com) • [tommattusch@comcast.net](mailto:tommattusch@comcast.net)**

**2017-18 WU Camping & Fishing Properties**

<b>13</b>	<b>Bidwell</b>	Trout, Bass	Ponds Open All Year, Stream Opens Last Saturday in April
<b>14</b>	<b>La Marr</b>	Trout	Stream Opens Last Saturday in April
<b>15</b>	<b>St. John</b>	Bass, Panfish	Pond Open All Year - Weather Permitting
<b>48</b>	<b>Lake Margaret</b>	Trout	Lake Opens Last Saturday in April
<b>57</b>	<b>Spring Valley</b>	Bass, Panfish	Seasonal
<b>74</b>	<b>Barsnick</b>	Bass, Catfish	Pond Open All Year
<b>90</b>	<b>Lower Fall River</b>	Trout	River Opens Last Saturday in April
<b>91</b>	<b>Upper Fall River</b>	Trout	River Opens Last Saturday in April
<b>110</b>	<b>Trion Ranch</b>	Bass, Panfish	Ponds Open All Year - Weather Permitting
<b>156</b>	<b>Garcia River</b>	Steelhead	River Opens November-March (see DFW Regulations)
<b>167</b>	<b>Middle Fall River</b>	Trout	River Opens Last Saturday in April
<b>171</b>	<b>Camp 19</b>	Bass, Panfish, Trout	Ponds Open All Year - Weather Permitting
<b>185</b>	<b>Killian</b>	Trout	All Year - Weather Permitting, Inaccessible in Winter
<b>*222</b>	<b>Sand Hill Lakes</b>	Steelhead, Bass, Trout	Call Office due to Icy Conditions
Dates are tentative as ranch access is subject to weather conditions. * Note: Sand Hill Lakes is in Nevada and different regulations apply			



*Winter 2018*



*Wilderness Unlimited*



**2017-18 WINTER GENERAL PIG PROPERTIES**

*Ranch access depends on weather conditions.*

Winter Rifle Pig Season is 11/1/17 -1/31/18 [Extended til 3/12/18]

#	Ranch	General Dates
54	Montgomery	11/1/17 -**
99	Hill Ranch	11/1/17-1/31/18
103	*Los Gatos Creek	11/1/17-1/31/18
104	*Twin Peaks	12/16/17-1/31/18
122	*Cummings	11/1/17 -**
134	*Willow Creek (Th,F,S,S)	11/1/17-3/12/18
191	*Jacalitos (F,S,S,M)	11/1/17 -**
195	*Benz	11/1/17 -**
197	Rancho Chimiles (Wed, Sat)	12/13/17-3/11/18
216	Wickenden (S, S, M) (AO)	11/1/17-1/31/18

**\* PROHIBIT THE USE OF PROJECTILES (Ammunition) CONTAINING LEAD for the taking of big game, predators and non-game species. (i.e. ground squirrels and jack rabbits).**


*Department of Fish and Game Regulations on Lead Ammunition (Section 353 Title 14, CCR) & (Section 475 Title 14, CCR) Prohibit the use of projectiles - (ammunition) containing LEAD.*

\*\* Ranch closes with onset of winter weather. Open for reservations for first 2 weeks and then on a week by week basis.

(AO) Archery Only

***All dates and ranch access are subject to weather and road conditions.***

***JJ'S AUTO REPAIR - 510.790.0137***



JJ • Owner • JJfremont@att.net  
4546 Peralta Boulevard, Suite 8 • Fremont, CA 94536

***WU Members 10% OFF***  
• Present your membership card •

- 30k, 60k, 90k Factory Service • Brake Repair • Air Conditioning • Oil Service
- Transmission • Tune-up • Electrical • Suspension • Computer Diagnostics
- Dealer-Required Maintenance • Engine Light Diagnostic



## 2017-18 Quail Properties

DFW sets quail season dates, however WU adjusts some dates due to Big Game Seasons & ranch lease terms.

**Ranch Access Depends on Weather Conditions!**

Unit #	Ranch	Quail Zone	Quail Dates	Dogs Permitted
8	Maguire	Q2	9/30 - 1/28	Yes
156	Garcia River	Q2	9/30 - 1/28	Yes
171	Camp 19	Q2	9/30 - 1/28	Yes
14	LaMarr	Q1	10/21 - *	Yes
15	St. John	Q1	10/21 - *	Yes
54	Montgomery	Q3	10/21 - *	Yes
103	Los Gatos Creek	Q3	10/21 - 1/28	Yes
104	Twin Peaks	Q3	10/21 - 1/28	Yes
110	Trion Ranch	Q3	10/21 - 1/28	No
122	Cummings Ranch	Q3	10/21 - 1/28	Yes
134	Willow Creek (Th,F,S,S)	Q3	10/21 - 1/28	Yes
173	Nuevo La Paloma	Q3	10/21 - 1/28	Yes
191	Jacalitos Ranch (F,S,S,M)	Q3	10/21 - *	Yes

\* Ranch closes with onset of winter weather. Open for reservations for first 2 weeks and then on a week by week basis.

Beginning November 1, quail only hunting reservations must be made no earlier than 48 hours prior to start of the intended hunt.

Archery pig hunting on these ranches will be prohibited during this period.

All dates & ranch access are subject to weather and road conditions



Danielle Ehlen



Blayne Evans & Dog Chessie



Success at the Game Bird Club  
Justin, Danielle, Jon and Logan Ehlen

<b>2018 Waterfowl Properties</b>										
<b>Check DFW Regulations</b>										
Unit #	Unit Name	Shoot Days						Decoys	Blinded	
		M	T	W	T	F	S			S
<b>Northeastern Season Dates - Duck &amp; Geese Ends January 19, 2018</b>										
13	Bidwell - Ponds & Fields	x	x	x	x	x	x	x		
14	La Marr - Pond	x	x	x	x	x	x	x		
15	St. John - Pond & Field	x	x	x	x	x	x	x		
90	Lower Fall River - From Boat	x	x	x	x	x	x	x		
185	Killian	x	x	x	x	x	x	x		
<b>Balance of State Season Dates: Duck and Geese Ends January 28, 2018</b>										
<b>Still To Come: Late White-fronted &amp; White Goose Season - February 10 - 14, 2018</b>										
4	Pintail II			x			x	x	Duck	x
71	Honker Club	x	x	x	x	x	x	x	Duck	x
78	Webfoot	x	x	x	x	x	x	x	Goose	x
114	Bransford	x	x	x	x	x	x	x	Duck	x
115	Highway Club	x	x	x	x	x	x	x		
116	White Goose	x	x	x	x	x	x	x		
151	C & S Club	x	x	x	x	x	x	x	Duck	x
152	Correia Club (Delta) (W, S, S)			x			x	x	Duck/Goose	x
153	Keeley Club			x			x	x	Duck	x
168*	Lone Star Club	x	x	x	x	x	x	x	Duck	x
177	Story Club	x	x	x	x	x	x	x	Duck	x
186	Wild Duck Club			x			x	x	Duck	x
205	Drumheller	x	x	x	x	x	x	x	Duck	x
217	Snowgoose	x	x	x	x	x	x	x	Goose	x
220	Ferreira Club	x	x	x	x	x	x	x	Duck	x
221	Womble	x	x	x	x	x	x	x	Duck	x
223	Morrow	x	x	x	x	x	x	x		
<b>Southern California Season Dates: Duck and Geese Ends January 28, 2018</b>										
<b>Still To Come: Imperial County Extended White Geese February 3-18</b>										
97	The New Old Hazard			x			x	x		x
173	Nuevo La Paloma									
181	Pipeline Goose Field	G	G			G	G			x
210	Hazard NE	G	G	x	G		x	XG		x
211	Alcott Duck Club		x	x			x	x		x
<p><b>As of January 15, 2018 All Blinds in Sacramento Valley will be open 7 days a week</b>                      *168 Lone Star Club - Blinds 2,3,4,5 are 3 days a week                      Most water blinds have decoys but may be restricted to a maximum of 3 day reservations at one time. If dry, properties may have goose decoys or take your own.                      Members should refer to website for complete waterfowl information and property status.  <b>Youth Hunt Days February 3 &amp; 4, 2018 for both Northern &amp; Southern California</b></p>										



Nathaniel Ekstrom



Isaiah Gutierrez

**Advertise**  
your business or service.

Wilderness Unlimited  
Magazine both print & online  
at one price.

Attract like-minded members  
for your business or service.

Email  
[mblair@wildernessunlimited.com](mailto:mblair@wildernessunlimited.com)  
or leave message for Mary at  
510.785.4868 ext 118  
To Request  
Advertising Rates

### Sacramento Valley RV Camp

The RV Camp in the Sacramento Valley is known as the "home base" for many WU members during the waterfowl season. The Camp is within minutes of a dozen WU waterfowl and pheasant hunting properties. The site also has a very nice club house that is home to many WU activities. The 2018 prices for RV spots are posted below. Anyone who was not in the RV Camp last season and is interested in an RV space or cabin please contact the office at (510) 785-4868 and be placed on the standby list. **Returning Renters** -- To secure your space a deposit of 1/2 due must be received by the WU Office. An updated renewal contract will be sent to for completion. The final payment is due August 1st to secure your spot. After August 1st, space will be open to the general membership and public. Call the office to pay by phone and to update your contract. Wilderness Unlimited • 22425 Meekland Avenue Hayward, CA 94541 • 510-785-4868

SAC VALLEY RV CAMP SEASONAL FEES October- January	Outside Spots 24' or Larger	Inside Spots 23' or smaller	Season Nightly Hook-up Rates
WU Member	\$650	\$600	\$20
WU Inactive Member	\$725	\$675	\$25
Non-Member	\$850	\$800	\$40

Seasonal Non-Hookup Parking Fees October-January	Off Season Non- Hookup Storage February- September
\$ 5 per night	\$350 per season
\$100 per month	\$ 60 per month
\$300 per season	



Overnight fees do not pertain to members using WU properties in the vicinity

**2018 WU SPECIALS - ALL TAGS GUARANTEED**

**Serge Engurasoff 415-706-1204**

**serge@urge2hunt.com • www.urge2hunt.com**

**www.facebook.com/urge2hunt**



**Heli Hog**

Texas-Combo helicopter/night vision shoot for 2 shooters- 2 hour heli-hog (30-50 pigs avg), then evening night vision hunt(unlimited hogs), meals, lodging, helicopter, guide, guns and ammo included, Jan – March 31 dates.....\$2,200 each

**Mule Deer**

- \***Idaho** – Drop camp(horses) 8 miles, Nez Pierce, full camp setup, add elk, bear and wolf, 6 days, tags OTC.....\$2,995
- Nebraska** - Guided in No. Neb, 50,000 acres, tags OTC, 140-160+ avg bucks, rifle(Nov)/muzzle(Dec).....\$4,500
- \***Wyoming** – Guided near Big Horn Range, 50,000 acres, 100% draw, 5 days rifle/bow, 150+, add antelope.....\$3,995
- Idaho** – Combo deer/elk guided rifle horses (7 miles) Oct. Unit 76 near WY, 100% shot opp, 5 days, 160+.....\$3,995
- \***Arizona** – Guided bow Units 6-10 near Prescott, OTC tags, 5 days in Dec/Jan, free javelina in Jan, kids 50%.....\$4,495
- Utah** – Guided rifle 30,000 acres, tag inc, Sep 1-Oct 31, lots of bucks, Sept 1-Oct 31/Nov 6-10.....\$4,695
- Colorado** – Guided Unit 52(Cedaredge), draw/voucher, private ranch, bow/muzzle/rifle 160-180+ bucks.....\$5,495

**DIY**

**Landowner Tags** – We have deer landowner vouchers for Nevada, Utah and Oregon. Call for units and prices.....

**ELK**

- Wyoming** – Guided archery or rifle near Evanston, huge private ranch and 100% draw tags, great bulls.....\$4,500
- \***Colorado** – Guided archery in Unit 85 (South CO), 45,000 acres, OTC tags, Sept dates, lots of elk, 260-320.....\$4,495
- \***Colorado** – Guided near Cedaredge, 5,000+ acres, private ranch, 280-320 bulls, OTC tags, bow/rifle 2x1.....\$4,495
- \***Idaho** – Drop camp(horses)5 days, full camp setup, add deer and bear, great shot opportunity, tags OTC.....\$2,750
- Colorado** – Semi-guided near Craig, 20,000 acres private, 2<sup>nd</sup> 3<sup>rd</sup> and 4<sup>th</sup> rifle seasons with otc tags.....\$3,750

**DIY**

**Landowner Tags** – We have elk vouchers for Nevada, New Mexico and California. Call for units and prices.....

**Whitetail**

- \***Nebraska** – Guided in No. Neb, 50,000 acres, tags OTC, 130-150 avg bucks, bow(Sept)/rifle(Nov).....\$2,500/\$3,500
- \***Oklahoma** – Guided in SW OK, near 100% shot opp, 8,000 acres, tags OTC, free doe and hog, bow or rifle.....\$3,750
- \***Kansas** – Guided on 10,000 acres, 100% tag draw in top unit(15/16), 140+, killed 200 inch 2016, bow/rifle.....\$3,750

**Antelope**

- \***Wyoming** - Guided bow(5 days)+rifle(3 days) near Casper, tags available, town hunt.....\$2,395/\$2,195
- \***Colorado** – Guided Unit 141, tag incl., bow 5 days in Sept, Rifle-Oct 1-7(3 days), town hunt.....\$2,400/\$2,100

**Caribou - DIY**

- \***Alaska** – 5 day drop camp(tent, cook gear, food inc), Kotzebue, 2 hunter min. Sept dates, black bear/wolf.....\$3,450

**Moose**

- \***Alberta** – Rifle/bow guided, 45-50"avg, mid Sept-mid Oct(7 days), free wolf, amazing fishing.....\$12,600
- Alaska** – 10 day guided hunt, private land, 2017 avg - 65 inches, 100% kill, Sept dates, add grizz, caribou.....\$19,500

**Bear**

- \***Alberta** – Guided Spring rifle/bow over bait, tag/license inc., 7 days in May/June, can take 2<sup>nd</sup> black bear.....\$3,995
- \***Alaska** – Guided arctic grizzly out Kotzebue, 7-8 foot avg, Sept 1-20(7 days), high success, add caribou.....\$11,500

**Wolf - Idaho** – 4 days over bait or spot/stalk, Units 11/15, hunts in Feb and March, in NW Idaho.....\$3,500

**Gator** - \***Florida** – 2 day hunt, Central Fla, 9-10 feet(can upgrade), 100% kill(free range), any weapon, year round.....\$2,500

**Buffalo** – Central Calif, 1 day hunt on large ranch, year round, will field dress and quarter, 100% success.....\$3,500

**Birds**

- Mexico** – 4 NT/3 Day, 3 dove/3 duck, Oct-Mar dates, **Includes** – 33 boxes, gun, license, 5 Star Resort, meals.....\$3,495
- Argentina** – 4 NT/3 days (8 hunts), **Includes** – Guide, meals/lodging, alcohol, airport pickup, bird boy.....\$1,195

**New Zealand - South Island**-5 NT/4 Days all inclusive, 7-9 point Red Stag+Fallow buck, Free non-hunter.....\$6,995

**Africa - South Africa** – 8 Days for 2 hunters/8 trophies, North Cape (Kimberly), 100,000 acres, meals, lodging, guide, trophies – Black Wildebeest, Red Hartebeest, Belsbuck, Mtn Reedbuck, White and Black Springbucks, Duiker and Steenbuck. Apr - Dec 2018...\$4,200 per hunter

\* denotes archery hunt available



2017 Junior Deer Hunt: :Mentors (Back Row Left to Right): Robert Moore, Jerry Trafton, Greg Shears, Chris Roemer, Ken Wiegman, Flint Hood  
Juniors (Front Row Left to Right): Jaden Owens, Gabriella Teravskis, Aidan Lagenour, Jaden Bullian, Austin Newman, Jared Gibbs



(Left Side Bottom to Top): Austin Newman, Aidan Lagenour, Jaden Bullian  
(Right Side Bottom to Top): Jared Gibbs, Jaden Owens, Gabriella Teravskis

**See Junior Deer Hunt Story on pages 14-15**

### **WU Opportunities**

Wilderness Unlimited is always interested in bringing on new member interviewers, new caretakers and patrolman. We definitely like to "hire" from within as WU members have already passed the muster.

If we don't know you are interested then we won't know who to contact when we need help. It does not matter where you live as inquiries come from all over.

WU requires an interview process for people interested in becoming a member. We really want the best of the best. We need accomplished "people" persons for this task. Call Manny Natsios at the WU office ext 104 for details.

If you prefer to work amongst the hills and trees, maybe being a WU caretaker or patrolman is more up your alley. You still need to be a "people" person. Call WU for details 510-785-4868.

## **2017 Junior Deer Hunt**

The spike buck was just 30 yards away, daring us to put a branch on one antler. The junior deer hunt started Friday night with introductions, desserts, care packages and conversations. Hunters received binoculars from Alpen, camo shirts and engraved buck knives. The junior and mentor pairing consisted of Jerry Trafton/Gabriella Teravskis, Chris Roemer/Jaden Bullian, Flint Hood/Jared Gibbs, Robert Moore/Jaden Owens, Greg Shears/Aiden Lagenour and Ken Wiegman/Austin Newman. WUF volunteers Jenna, Will, Jack Perry and Stephanie and JJ Trafton had coffee, hot chocolate and rolls available in the mornings and tri-tip, corn, salad and bread for dinner Saturday night. The experiences of the juniors and mentors are in the following short stories.

### **Austin and Ken:**



14 year old Austin and his father Michael were very interested in asking questions about my hunting techniques and experiences. Also, many questions about how to take care of an animal after it is down; a great learning situation. We started out by taking a long hike Saturday morning and we saw lots of bear sign and two does. In the afternoon we decided to sit in an open area and let the animals come to us. It was kind of quiet and we did not see anything. Sunday morning after telling me how much they enjoyed the dinner on Saturday evening we went for another walk with lots more questions. After this it was time to head home. Also, the engraved buck knives were quite a hit with Austin checking it out often when we were taking a break.

Ken

### **Aiden and Greg:**



I was paired w/ Jr. hunter; Aiden and within 30 seconds of meeting w/ him on Friday evening I knew I was going to need to be well rested for the hunt in the morning to match his excitement. True to form, Aiden greeted me on Saturday morning at 5:15 am and promptly asked, "Are you ready to go?" As we drove to our 1st hunt site, Aiden kept the questions coming non-stop... and I loved every minute of it. To see so much enthusiasm and passion was contagious, I actually felt my own excitement level increasing as well. Although the deer did not cooperate on that trip, we covered every other aspect of hunting along with defining a successful hunt, which is never based exclusively on harvesting an animal. By the end of the trip Aiden was accurately surveying the terrain, identifying bedding areas, picking out buck tracks, and formulating a plan for the evening hunt. It was amazing to see how he processed information and put a plan into action. As I look back on the trip I can say w/ confidence that Aiden is well on his way to becoming an outstanding outdoorsman/hunter. I had an absolute blast spending time w/ Aiden and his father

Michael that weekend. Aiden's passion and excitement should be a reminder to us all to keep things in perspective... Our trips should be filled with that same youthful excitement.

Greg

### **Gabriella and Jerry:**

Gabriella, her father Steve and I headed to our intended location Saturday morning. We arrived while it was still dark and began to get our things together for the walk in. We made the walk into a nice clear cut seeing tracks from deer and bear on the way. We moved slowly, scanning everywhere and listening for the smallest sound that might lead us to our quarry. We soon found some really fresh sign, so we all took a seat and figured we would sit for a while and listen to



the woods come alive and wait for the deer to come to us. We had Steve sit at one vantage point while we moved about 50 yards away to get a different angle. Right where Gabriella and I decided to sit was a shed antler. After some time watching for deer and eating our fill of huckleberries we decided to explore some other areas. After not finding much, there was an area I wanted us to sit until dark and just as we arrived in the area a buck stood up. All we could see was his head and neck. I told her to go ahead and shoot him in the neck. She got settled in and the deer started to move but still we could only see his head and neck. She soon fired and the buck hit the ground. I thought she killed him but he jumped up ran 10 feet and did a summersault and got back up and ran away like nothing ever happened; we looked for blood but there was clearly nothing. Shared some encouraging words with her and we went in search of another buck. The next morning was much the same, but we focused on some areas I thought we could find a bear in. We found plenty of sign both fresh and old, but no bruins ever turned up. We had a great time and we all learned a lot from each other. Jerry

**Jaden and Chris:**



When I arrived at the hunting location I met a confident young man (Jaden) and his family. They had been hunting the ranch for a few days, but hadn't had any luck yet. Jaden was very excited to start hunting in the morning. We decided to hunt from camp on foot the first day. A buck had been sighted earlier in the week close

by. So we hiked to the open area where the buck was last seen. The open area suddenly became thick and overgrown. I was very impressed with Jaden's gun safety. With all the trees and branches we crossed, he always kept excellent muzzle control, which was not easy. We found a game trail in the woods and followed it very quietly for a ways. Jaden was funny, every time we would come across deer droppings, Jaden would inspect them. Even if the droppings were 100 years old he still acted as if they were fresh. I loved his enthusiasm. The following day we hiked until we wore Jaden out. We didn't find any deer that trip but we did have a great time in the woods and made new friends. I'll be hunting pheasant with Jaden and his family real soon. Chris

**Jaden and Robert**



While waiting for enough light to hunt we went over the morning hunt plan. We would walk a few access roads and trails looking for deer and/or sign of them. These trails and roads would go through thick areas and logged areas with more openings for glassing. We covered several miles of trails and roads that had been severely impacted from winter weather. Deer and bear sign in a few areas but no sightings of animals. We moved to another location and saw a spike buck and doe. The evening found us sitting on the outside of a meadow. Our dinner of Tri-Tip, salad, corn, beans and bread prepared by Will, Jenna and Stephanie was spectacular, followed by ice cream. Sunday morning found us back in the area where the spike was seen. We hiked out on several roads seeing several does but no bucks. We finished up by driving out several roads to learn more of the ranch for future trips. Jaden did well this weekend learning about tracking, still hunting, reading animal signs and more.

Robert



**Jared and Flint:**

The junior hunt seemed to be enjoyable for all who participated. I, myself, had a great time I enjoyed all the enthusiasm by all the junior hunters. Jared was the junior hunter I mentored, although we weren't successful in taking any game, we did have a close encounter with a few bears. Maybe that cub we saw at 30 yards will be a big bear next time. Flint

**See Junior Deer Hunt Group Photos on page 13**



This last Sunday I got to fulfill a long time dream of mine to one day take my son duck hunting. Growing up I always knew I wanted kids and hoped that I would not only have one or two, but that they were remotely as interested in the outdoors as I am. Well, now I have two kids and my oldest, Wyatt, who is 5, has been begging me to take him. I got him his own waders, camo and duck calls (which he wears around our house) and took him out for an afternoon in the marsh. There wasn't a duck to be found, but I answered around 2000 questions, we laughed, blew our calls, played in the mud, and had a blast! What made it even more special is that Wyatt is a 3rd generation WU member, and his first hunt, like mine, was on a WU property. My dad was in American Sportsman's and we've been active members ever since. A big thanks to WU for continually running a great club with great opportunities for every level of hunter, and allowing me to introduce my kid to hunting in a safe environment.

- J.P. Cabalette Jr.



# INTERNATIONAL SPORTSMEN'S Expos

## January 18-21 Cal Expo Sacramento

5 Buildings & Outside Space  
630+ Exhibitors - Guides & Lodges  
Hunt, Fish & Fly-Fish Retail  
Boats & Kayaks  
UTV & ATV Test Track  
4 Theaters, Dog Arena  
NEW: Wilderness Archery Contest  
NEW: Wilderness Camp  
Demo Tank & Casting Pond



Giant Youth Fair at Expo Center (near show's West Entrance). Fish, Hunt & Boy Scouts buildings. Free climbing wall.  
Thank you, Wilderness Unlimited!  
We love Lucy's Pond!



## Camp 19 Bear

*by Robert Colon*

After hiking 8 hours a day for 6 days alone I was done, spent and my knees were getting angry at me. Thoughts were now consigned to not getting a kill. I was ready to go back to camp, maybe even home to my wife and 4 sons. When I got to my bike (used to get from camp to gate) I off loaded my gear. I still had a half mile walk away from camp to get a cow skull I found earlier and put aside. I'm glad I brought my shotgun. Half way there I saw a black bear enjoying blackberries. She came into the trail and I had a shot. I'm not sure if she saw me first but I saw her in the trail and that meant danger for me. Then she saw me. Blamo, she turned 180° and leapt into the trees. I fired again, completely missing into the dirt. Luckily, back into the trail she came. Hit, but how hurt I wasn't sure. I touched the trigger again. Direct broadside hit. It laid her down and she was dispatched within 15 seconds. After pulling her into the shade I hightailed it back to camp to get my gear. I arrived back at the bear around 2:45 PM. Harvesting wasn't done until 8 PM. It was a long day.

Exhausted and sore from head to toe I never felt better. I did a good job. I used the same tactics I learned with other animals. I know a pro could've done better but I'm learning and thought I did a good job with the guts. No intestine or bladder punctures or any other problems. It went really well. I was more pleased with my results than I expected. Social norms made me feel I might get sick or feel bad. But no, it's like cutting up a big chicken. And feeling bad while she likely has killed many animals herself? Baby deer and other animals. No bad feeling, just thankful. There's a lot of cows at Camp 19, they're safer now, too.

My hunting story rings true with the others I read about. "It was the last day, I was all tuckered out and there it is right in front of me". Rewarding all the hard work, helping it feel meant to be. If I had killed that first 400 lb bear I saw the first day it would not have been as rewarding. Considering it was much larger it would have been a chore to harvest. Possibly not as palatable. This bear was just right; she even had berries in her throat when I opened her up. A black bear eating blackberries. They've been eating a lot of berries so you know the meat is good. Harvesting is a daunting task. It took me five hours to do it all. The head is cut for the wildlife fish and game, meat is in the freezer and I kept the paws for the taxidermist. The bear was about 200 pounds. I expect this will play out in my mind for many days to come. In no particular negative or positive way, just "wow" and pride about doing what it took to succeed while supporting my family. Novice tip: eat before you start harvesting. You won't want to stop in the middle for it. It can take a while and waiting until the end might be too long. Success is many different things. It includes death. Life eats death. This is a successful way to eat. Coming home safe and with meat meant this was a success for me.



## The Gear We Need For The Times We Cherish

By Ed Migale

***“Then came the gadgeteer, otherwise known as the sporting goods dealer. He has draped the American outdoorsman with an infinity of contraptions, all offered as aids to self reliance, hardihood, woodcraft, or marksmanship, but too often functioning as substitutes for them.”***

— From “Wildlife in American Culture” in *A Sand County Almanac*, by Aldo Leopold.

Considered by many to be the founder of the science of wildlife management, Leopold’s seminal work – originally published in 1949 a year after his death; now with over 2 million copies in 12 different languages! – is as fitting and thought provoking now as it was seven decades ago.

Why? Because Leopold opined that the true value of our outdoor experiences is in the non-tangible, self-imposed restrictions of fair chase and limitation.

One has to wonder what Leopold would think of today’s smartphone app equipped (obsessed?) outdoors enthusiast, such as the deer hunter I spoke with recently who told me he keeps the trajectory and windage charts for his rifle/cartridge in his smartphone. Really? You mean to tell me he’s going to open up his phone and pull up those charts while a trophy buck meanders through a small opening in the forest several hundred yards away?

### Essential Equipment or Superfluous Gadgets

Obviously, I am not a fan of relying on my smartphone as an integral component of my outdoor experiences. I want to be connected and engaged with the pursuit at hand, not *disconnected* through distraction. Yet I do want with me the right tools that will be *essential* to my task-at-hand.

That said, I am not someone who thinks that we should limit ourselves to carrying spears for big game hunting, using sticks and twine for fishing tackle, wading streams bare-legged, or trekking through the woods on a pair of Uncle Ho sandals fabricated from old car tires.

High-quality equipment is what I believe in; always have and always will. Sometimes this gear is the latest and most expensive technology available; there are times when it pays to pay. But sometimes it is not; some oldies really are goodies.

Let’s look at some must-have, experience enhancing hunting and fishing items:

**Footwear** -- As it would be impossible to partake in outdoor adventures if we weren’t actually afield, I’m putting footwear at the top of this list.

And at the top of my list these days for a hunting boot are the sturdy mountain-type boots by companies such as Kenetrek. Surprisingly light, with excellent traction, superb arch and ankle support, and with dreamy comfort, these re-solable boots are offered in both insulated and non-insulated styles ... at a price 2 to 3 times that of most hunting boots! But in my opinion after years of use both here in the States as well as the rugged mountains of New Zealand, these boots are 10 times better and worth every nickel.

**Clothing** – Nothing is worse than being afield in inclement weather while wearing inferior rain gear. Rather than settle for cold and wet, I believe that the investment in state-of-the-art outerwear is the smart thing to do, not only from a comfort perspective, but for safety as well. Hypothermia is no laughing matter.

If the weather is just cold without the the wet, then old tech can be great. I’ve been warm and toasty for years wearing durable and inexpensive military surplus wool pants and sweaters. Couple these with a base layer of merino wool long underwear (the products by First Lite are the most comfortable I’ve tried) and you are set to conquer winter!

**Hunting Rifles** – In *A Sand County Almanac* Leopold wrote that “(Theodore) Roosevelt did not disdain the modern rifle...” ... And while neither do I, the plethora of new rifles on the market these days – especially those that borrow from military-style aesthetics and accessories – is dizzying.

Ranging in price from just a few hundred to several thousand dollars, the choices – when coupled with the many new cartridges developed in recent years – are endless.

How do you make the right choice for that new rifle of your dreams? Or in giving a gift to a family member? While I can’t tell you what to choose, here’s how I based my decision on my latest rifle purchases:

First, I like the clean lines of a classic-style bolt-action sporter.

Second, I’m a big fan of the proven, classic, Mauser-style bolt-action.

-Continued on pg 19

-Continued from pg 18

Third, my cartridge selection centered on my priority for cartridges that would be flat shooting but of mild recoil, reloadable, and highly effective on a.) medium sized big game animals, and b.) varmints such as ground squirrels.

I chose the 6.5 Creedmoor for my deer and antelope rifle, and the 17 Hornady Hornet for my ground squirrel rig; both housed in Ruger M77 bolt guns ... and I have been delighted with outstanding accuracy and lethal field results from both.

**Optics** – For years, the Holy Grail of sporting optics – binoculars, spotting scopes, and rifle scopes – have come from esteemed European firms ... with price tags in the vicinity of decent used cars. But as of late, an American-based company by the name of Vortex is giving the Europeans a run for their money with their top-shelf “Razor” line; at hundreds of dollars less.

I recently did a deer camp comparison of a high-end European spotting scope with a 65mm objective lens versus my Vortex Razor compact spotting scope with a 50 mm obj. lens. To a man – myself included – everyone in camp chose the Vortex product for image clarity, color contrast, and sharpness. Oh, and the the compact scope weighs more than 20 ounces less, and is real-world priced over \$1,000 less!

If Vortex’s Razor line is too much of an investment for you, look to Alpen Optic’s award winning “Apex” line of binoculars. Real world priced at under \$300, this line of binoculars is a terrific value. And the folks who own and manage Alpen are big supporters of Wilderness Unlimited.

**Turkey Calls** – Few endeavors in hunting can be as challenging and exciting as calling in a big, wary, wild turkey gobbler during the spring season. And to do so you absolutely need a great sounding turkey call; a call that is not only possible of hitting the ear-splitting, fingernails-on-a-blackboard high-pitched pleading yelps of a hot-to-trot hen turkey, but can also produce ever-so-soft yelps, clucks, and purrs.

The problem is that the racks of sporting goods stores are filled with mass-produced, production-line calls; the quality of which can be inconsistent. Worse, most are bubble-packaged which disallows the customer from playing the call prior to purchase. Bottom line: you never really know what you are getting if you go that route.

I know. Over the last 25-plus years I have accumulated cardboard boxes full of production-line calls, not counting another box full of custom and semi-custom built calls. Of all those, I’ve had only four that I’ve been really happy with.

Always seeking to improve, I took on the monumental task a few years ago of building my own turkey calls. The good news is that the vast amount of effort and research has really paid off as I am now producing calls – two types of pot & peg calls as well as a long box call – that so exceeded my expectations that I use my own calls for every hunt.

The even better news for you: my calls are now available for sale on a limited basis. Contact me via email at emigale@comcast.net and I’ll send you a product description/pricing sheet. Your email must say “Turkey Calls” in the subject line, or I will have to delete it.

**Fishing Tackle** – Mention the term “fly fishing” and most people will mentally picture images of serene, quiet, stream and lake side summer afternoons, with artful casts and hopes of big trout greedily inhaling faux insects. But then – if they’ve done any research as to the cost of fly fishing equipment – comes the image of triple and quadruple cash register \$\$\$ signs. And fly rods – an essential part of those artful casts – can be an astronomical investment.

That doesn’t have to be true. I’ve recently discovered the “Base” line of fly rods from a company in Vancouver, WA called ECHO which is the vision of Bay Area native and champion caster Tim Rajeff. The “Base” rods run the gamut of fresh-water fly fishing needs from a 7’6” 3 weight to an 9’ 8 weight at the unheard of retail price of \$89.99 for the 3, 4, 5, and 6 weight models and \$99.99 for the 7 and 8 weights! If that isn’t enough, the rods are all 4 piece for ease of travel, come with a nice rod tube and rod sack, *and* a life-time warranty!!

Performance-wise, ECHO rates these rods as having a “medium-fast” action which is a great choice for novice casters as slower action fly rods provide a better “feel”

-Continued on pg 20



-Continued from pg 19

for when the rod loads on the back cast. Feeling the rod load tells the caster it is time to proceed with making the forward cast. My wife, Crystal, who had struggled with her ability to cast a fast-action rod, tried my ECHO "Base" 9' 5 weight ... and loved it immediately. She now has her own with casting improvements of 50% and says her new rod "casts like a dream."

**Education** -- One means of enhancing the outdoor experience actually doesn't take place in the outdoors, but instead in convention halls and county fairgrounds. I'm talking about the outdoors shows that annually take place in late, late winter or early spring. Such as the International Sportsmen's Exposition that will be at Cal-Expo in Sacramento from January 18-21, 2018. Chock full of product and service exhibitors from around the world, this is a great venue for learning, especially at the seminar theaters where fishing and hunting experts will share their tips, techniques, and secrets. All for a full day ticket price of \$16!

Another terrific show – if you are into or thinking of getting into fly fishing – is the The Fly Fishing Show which will be in Pleasanton Feb. 23-25, 2018. Great seminars and tons of terrific exhibitors including hands-on fly tying demonstrations from pros like local experts Ben Byng and Steve Potter as well as international fly tying innovator Enrico Puglisi.

Crystal and I spent 2 days at this show last year and plan on attending all three days this coming year; it was that good!

**The Value in Our Experiences**

A big believer in "Homemade aids to sport or outdoor life (that) often enhance, rather than destroy the man-earth drama ..." Leopold was onto something when, a few paragraphs after his oft-quoted statement at the beginning of this column, he wrote, "I use many factory-made gadgets myself. Yet there must be some limit beyond which money-bought aids to sport destroy the cultural value of sport."

There is so much that goes into the planning for, thoughts of, and dreams about our outdoor experiences that no one can tell another what they should or should not do or spend. Guidance – food for thought, perhaps – and the sharing of wisdom gained through past experiences is my job through this column.

With that, I'll conclude with this final thought: Every single moment that we are afield is nothing less than priceless ...


About the writer: **Ed Migale** is an award-winning outdoor writer and an inductee in the California Outdoors Hall of Fame.

**Custom-Built Wild Turkey Calls**  
By Ed Migale



For availability and pricing contact Ed via email at [emigale@comcast.net](mailto:emigale@comcast.net)

*Your Email's Subject Line must have the words "Turkey Call" in it or the email will not be accepted.*



*Wildflowers by Trevor Halloran*

## Hunting Wild Pigs by Terry Knight

Without question hunting wild pigs is an exciting hunting sport. They can be extremely shy and have an excellent nose. Often a deer will stand and stare at you, but not a wild hog. According to the Department of Fish and Wildlife (DWF), wild pigs exist in 56 of the state's 58 counties and they can be found in all types of habitat. The good news is that Wilderness Unlimited has a number of ranches that offer excellent wild pig hunting.

Locating wild pigs on a ranch can be as challenging as actually hunting them. Unlike deer that can be seen by just driving the ranch roads, it's rare to see a wild pig. Mostly because they're nocturnal.

On any given piece of property only a small portion will be holding pigs. They tend to travel in groups and can cover a lot of territory. What hunters should look for are the signs that pigs leave. It will tell you if pigs have recently been in the area. In areas where they are heavily hunted they tend to become nocturnal.

The most obvious signs of pig presence are rootings. Pigs like to root and they will tear up an area. Rooting often resembles an area that has been rototilled. Normally, the rooting will be on the hillsides and under trees. Pigs root because they are seeking weeds, grass, tubers and buried acorns and seeds.

It's easy to tell if a rooting is old or fresh. New rootings will have fresh dirt and torn up grass. Most of the rooting takes place at night or early morning. If you find fresh rooting, there is a good chance that pigs are nearby.

Tracks are another good indicator of pigs. The only problem is that many hunters confuse deer tracks with pig tracks. Pig tracks are more rounded than deer tracks and they tend to be blunt on the tips. Walking down a wet ranch road will often reveal fresh pig tracks.

Understanding pig behavior is another asset in becoming a successful pig hunter. Pigs normally feed at night and hole up during the daytime. The exception is when cold or bad weather hits. During cold spells, pigs need to eat more to retain body heat. Hence, they will be out feeding during the daylight hours.

Under most conditions the best times to hunt pigs are the first hour after daylight and the last hour before dark. More pigs are killed in the evening hours than at any other time.

Wild pigs have notoriously bad eyesight. However, they have an excellent sense of smell. Bow hunters will use the poor eyesight to sneak within shooting range. Rifle hunters can do the same. The trick is to always approach a pig with the breeze blowing into your face.

Once spooked, pigs will run for up to a mile before stopping. They have no curiosity like deer. Once they pick up your scent, they rarely stay around.

The standard deer rifle works fine for pig hunting. Most experienced pig hunters wait for a standing shot because a running pig is low to the ground and there is a good chance of either missing the pig or only wounding it. Like when hunting deer, the best shot placement is behind the front shoulder.

Once the pig is down the hard work begins. Because a pig retains body heat, the animal should be immediately field dressed to cool it down. Gutting a pig is similar to gutting a deer. Make a cut lengthwise from the rear to the rib cage. Roll out the innards, being careful not to puncture the stomach.

Once you're back at camp, skin the animal immediately. There are two methods of skinning a pig. One is to skin it like you do a deer and the other is to cut long four-inch wide strips lengthwise through the hide. Grab the end of the strip with a pair of pliers and pull. I find this is the best method. Be sure and remove all hair and hide from the pig as a butcher won't take an animal that has any hair on it. Once skinned, allow the carcass to cool.

Prior to going pig hunting be sure and have a butcher shop that has agreed to take your pig. Because of recent state health laws, many butcher shops no longer process wild game. The last thing you want to do is arrive home with a 150-pound pig and nowhere to take it.

Wild pigs are excellent eating. The average 120-pound pig will yield about 50 pounds of cut and wrapped meat.

## Wishes for the New Year?

*By Rick E. Martin*

If someone asks you if you have any requests for the upcoming holiday season, here are a few ideas in the fly-fishing department worth considering.

If you are new to the notion of casting a fly and having some kind of fish falling for your offering, here are two beginner type fly rods that won't break the bank at a mere \$89 bucks.

Redington has a new Medium fast action rod that is easy to cast. Easy to cast means that it is easier to feel the rod load as you are casting the line. An aggressive and expensive fast action rod is not ideal for someone who is just starting out.

The "Crosswater" Fly Rods come in two-piece for \$79.99 and the easier traveling four-piece models for \$89.99. For \$139.99 and \$149.99 you can get the combo that includes a case, reel that's loaded up with a Rio fly line.

At these prices, it's really hard to go wrong. Red-



ington has a known reputation for performance at an affordable price.

The second rod is the "Minnow" for younger anglers. It has a shorter rod length and has a medium action that makes for easier casting to contribute to more enjoyable times on the water. Also priced at \$89.99 and \$149.99 for the combo.

For you women who may need waders, the newly designed Sonic-Pro has a bunch of features with the female form in mind.



A few of the new design elements include four layers of waterproof breathable fabric, waterproof stretchable side panels for comfort and to fit all body types and a two sided fleece hand warmer pocket.

Priced at \$299.99. For more details on features and sizing go to: <https://www.redington.com/fly-fishing-waders/womens-sonic-pro>

This item will definitely be on my wish list. Rio and fishpond have teamed up to offer the "Rio-Fishpond Headgate" tippet dispenser, for holding up to 5, 30 yard spools of tippet material.

At times I get a bit frustrated by having to dig into a too small pocket for a stack of tippet spools. This has a clip on feature for adding to the outside of your vest or bag. It also has a built-in cutting blade. Priced at \$39.99.



-Continued on pg 13

-Continued from pg 12

I have on an occasion tied an assortment of flies to offer as gifts. Or possibly you just might want to receive this as a gift for yourself.

A new innovative material for streamers is getting a lot of attention. It comes from Fair Flies, called Composite Brushes.

Each strand of brush contains a hearty assortment of materials dubbed into a wire base. There is a large assortment of colors available with more on the way. Simple to use, one turn around the hook can create a fly.


The brushes are extremely versatile and could easily crossover for use with conventional fishing for lures, jigs or spinner baits.

To really understand what this new product is all about, I suggest you take a look at their video: <https://fairflies.com/>

Each color sells for \$14.95

***Best fishes for the New Year!***

Questions or comments, email Rick at: [rickephoto@comcast.net](mailto:rickephoto@comcast.net) See his website at: [www.rickemartinphoto.com](http://www.rickemartinphoto.com)



*Bill Blackburn*



*Will Blackburn*

# Elk Satay with Peanut Sauce

by *Bobbie Jo Wasilko* • [www.hehuntsshecooks.com](http://www.hehuntsshecooks.com)

Elk striploin is marinated for 24 hours, then quickly grilled and drizzled with a simple peanut sauce for a play on an Indonesian favorite. I made it a main course with coconut milk rice and steamed edamame with chili flakes and black pepper! Meats on a stick are the perfect food.

**Prep Time:** 24 hr 15 min

**Cook Time:** 6 min

**Total Time:** 24 hr 21 min

Serves 4

## For the Elk

1 lb Elk Strip Loin (See Note\* below)

## Marinade

1/2 cup low sodium soy sauce

1/4 cup scallions, cut into rings, including green parts

4 tbs. toasted sesame oil

3 tbs. brown sugar

3 Tbs. roasted sesame seeds

2 tbs anchovy paste (eliminate if allergic, but don't worry, it won't taste fishy)

2 cloves garlic, minced

3 Tbs. crushed red peppers

2 tbs. dried onion flakes

1 tbs. onion powder

1 tsp. ginger powder

## Peanut Sauce

1 cup coconut milk

3/4 cup peanut butter

1 large jalapeño, seeded cut into small mince

3 garlic cloves, minced

1 tbs. minced fresh ginger

3 tbs. hoisin sauce (black bean paste)

2 tbs. low sodium soy sauce

2 tbs. sesame oil

1 tbs. brown sugar

Juice of one whole lime

1/2 cup chopped green onions, divided in half \*reserve half for garnish

\*\* 1/2 cup dry roasted peanuts for garnish, (may be eliminated)



## For the Elk

1. Cut the elk strip loin into one inch wide pieces three inches long and set aside in a large glass baking dish or in a zip lock bag.

## For the Marinade

1. Mix all the ingredients and pour over the elk strips
2. Marinate for 24 hours.
3. Pre-heat the grill to 350°-400°F.
4. Thread the elk strips on on the top end of a skewer.
5. Place the skewers on the grill for 1 minute per side.
6. DO NOT OVERCOOK.
7. Serve the peanut sauce otop or in a small bowl.

## For the Peanut Sauce

1. Mix all the ingredients and drizzle over meat after cooking.
2. Refrigerate if not using right away and re-warm slightly just to bring to room temperature.
3. \*Don't be concerned if the peanut sauce separates a little, this is normal, just re-mix the sauce.

## Note

**\*This recipe is great for any venison, antelope, goat, duck, pheasant, domestic beef or pork, or chicken.**



**For Day Hunts**

For years I have used what I call a fanny pack – some call it a waist pack – to carry my extra gear on day hunts. I started with the simplest kind, having just a single pouch to carry my extra box of ammo, knife, flashlight, survey tape, tags, pencil, gloves and maybe some snacks, too. Only on a couple of hunts did I ever find the need for a backpack... I used one on an elk hunting trip in Colorado and again last year while on a bighorn sheep hunt, accompanying my son who was beyond fortunate to actually draw that tag for California. I also use a backpack when deploying or retrieving a large number of trail cameras. For my hunts in California, though, I have usually found that fanny packs fit the bill, but a few years ago upgraded to a larger one that also includes outside open-pouches for water bottles and a second smaller pocket to hold my deer tag, pencil and string.



Recently I came across the new Tenzing TX 7.2 Waist Pack which appears to be a good replacement for my older fanny pack. Some of its features include padded hip panels, adjustable waist belt

system, 11 compartments and pockets, a clear pocket inside the top flap which allows smartphone operation, open-topped side compartments, and internal pockets for smaller items. It has 500 total cubic inches of capacity and can be repositioned in front of you when on a stand so you can unzip the built-in hand muff area if your hands are cold.

MSRP for the Tenzing TX 7.2 Waist Pack is \$80. For more information on this and other Tenzing products, visit [www.tenzingoutdoors.com](http://www.tenzingoutdoors.com).

**A New Big Game Rig**

I found my new rig for big game hunting to be as accurate in the field as it was at the range. The results at the range provided visual proof of tight shot-groups, even with some of the bullet holes touching each other on the target out at 100 yards. While on a wild pig hunt recently, a 200-pound boar jumped up from his bed in the small gulley and took off running left to right across the side of the hill in front of me. When the Hornady GMX bullet in .257 Weatherby Magnum hit behind the boar's front shoulder, he only took a few steps before tipping over on his side and sliding a few feet downhill. My new rig was a Weatherby Vanguard Back Country rifle with a Vortex HS 2.5x10 44mm scope. With the limited availability of non-lead ammo for this caliber, I had chosen to use factory Hornady Custom ammo loaded with Hornady 90-grain GMX bullets. The was my first time hunting with this ammo and the results turned out to be excellent. Wild pigs are tough and while some might think that a 90-grain bullet is light, the pig didn't. For me, my experience at the range and in the field made this a big game rig I am certain to use on future hunts.

Look for Hornady ammo loaded with GMX bullets at your local gun shop or sporting goods store. For more information on the Weatherby Vanguard Back Country rifle and the Vortex scope, visit their websites at [weatherby.com](http://weatherby.com) and [vortexoptics.com](http://vortexoptics.com).



**For The Ladies**

girlSHOT has launched its Concealed Carry Ammo Compact. This product hides ammo featuring Shell Shock Technologies' NAS casings in a secret compartment. The soft-touch, concealed-carry compact case includes a mirror inside the lid. When that inner lid is opened, a hidden inner compartment is revealed. The compartment holds 10 personal protection 9mm Luger rounds that combine the NAS case technology with Full Stop expanding solid-copper hollow-point bullets. The case heads are anodized in Santa Fe blue exclusively for girlSHOT. The MSRP is \$49.95.



Shell Shock Technologies, LLC is an early stage technology and manufacturing company focused on developing innovative case technologies for the ammunition industry. Its website is [www.shellshocktech.com](http://www.shellshocktech.com). Owned, managed and represented by female

shooters, girlSHOT is a lifestyle brand advocating personal safety and family protection. Its website is [www.girlshotusa.com](http://www.girlshotusa.com).

**A Case for Rods**

If you are like many hunters and shooters I know, over the years you have purchased a number of cleaning rods for your rifles and shotguns to match their different calibers. My rods get put in the corner of a closet or somewhere near where my hunting gear is stored. There is now a better way to take care of these rods. The new Gun Cleaning Rod Case from MTM Case-Gard is capable of storing four rifle or shotgun cleaning rods up to 47-inches long inside the foam-padded interior of the case. Each rod is held in an individual slot, making for rattle-free transportation. There is also room inside the case for storing patches, jags and brushes. MSRP is \$29.99.



For more information on this product or other products from MTM Case-Gard, visit its website at [www.mtmcasgard.com](http://www.mtmcasgard.com).

**Stealth Cam adds more Stealth in Its New Trail Cam**

This past summer Stealth Cam released its newest trail camera, the DS4K. While it is capable of 4K Ultra HS video, its ability to trigger both photo and video modes simultaneously (known as PIR Combo) eliminates your need to decide whether you want video or photo capture when setting up your trail camera. I have been testing this trail camera in the PIR Combo mode, set for a 15-second video and the Burst Mode set to take four photos when triggered. The results achieved prove that this feature works exactly as advertised. While some trail cameras allow you to set a photo and video option, the photos are taken first and the video follows, which sometimes results in the video not capturing your animal as it may already be out of the frame before the video starts rolling. Because I like the PIR Combo mode I haven't had a chance yet to test some of the other features of the DS4K, but these are the features you get with the Stealth Cam DS4K:



- 4K Ultra HD Video
- 30 MP Ultra Hi Res Performance
- PIR Combo – Photo and Video mode per triggering
- Dual Image Sensors
- Day Resolutions – 30MP/16MP /8MP/4MP
- Night Resolutions – 14MP/8MP/6MP/2MP
- Range Control - Adjustable PIR
- Security Mode (re-write SD memory)
- Reflex™ Trigger < .4 seconds
- 42 NO GLO IR Emitters
- Intuitive backlit menu programming
- Matrix™ Advanced Blur Reduction
- Retina™ Low Light sensitivity
- 16:9 Wide Image Ratio
- Quick Set pre-programmed option
- Burst Mode 1-9 images per triggering
- 5-59 sec / 1- 59 min recovery timeout
- Time / Date / Moon Phase / Temperature / Name Stamp
- GEO-TAG GPS Tagging
- Manual shot capability
- Secure Lock password protection
- SD Card slot up to 64GB
- Test Mode
- Video & USB output
- Operates on 8 AA batteries

- External power jack for 12V battery box
- Active Time Setting
- MSRP is \$299.99

For more information on this and other Stealth Cam products, visit [www.stealthcam.com](http://www.stealthcam.com).

**The New X-Bolt Pro**

Browning has just released a new rifle that some are calling a semi-custom production rifle. This version of the X-Bolt has specialized finishing touches and higher-end construction that places it above the top-tier current X-Bolt hunting rifles.

Some of the features that set it apart from the average production rifle are that it has a second-generation stock design that is constructed using a full 360-degree carbon fiber wrap with a compressed-foam core. The stock is extremely lightweight, rigid and includes textured gripping panels, a palm swell, and is coated with Cerakote Burnt Bronze finish for added protection. The receiver of the rifle is corrosion-resistant stainless steel with the durable Cerakote Burnt Bronze finish applied. It is glass-bedded into the stock for accuracy and is drilled and tapped for the solid X-Lock scope mounts.

The fluted barrel of the X-Bolt Pro is a lightweight sporter contour and features a new proprietary lapping process that provides consistent and superior accuracy, reduced fowling and easier bore cleaning. The barrel lapping also allows customers to avoid the need for a time-consuming break-in process. The muzzle of the barrel is threaded to accept the included muzzle brake or thread protector cap. This rifle is ready to go, straight from the box. The X-Bolt Pro is currently available in nine different calibers



including the new popular 6.5 Creedmoor, 26 Nosler and 28 Nosler.

MSRP for this new rifle is \$1,999.99 to \$2,069.99 depending on the caliber chosen. For more information on the new X-Bolt Pro or other Browning products, visit the [www.browning.com](http://www.browning.com) website.

**Good Hunting and Fishing!**  
**Jerry Springer, Editor**  
**WesternHunter.com**  
**Jerry@WesternHunter.com**



## Wilderness Unlimited Past, Present and Future

*by Joe Sovinsky*

As WU enters into its fourth decade, thank you to all that have been with us on this journey.


The Board of Directors, both past and present, have been in this industry going on six decades. That is a long time, with a great deal of knowledge gained along the way. The genesis of WU goes back to an organization named “The American Sportsman’s Club” that was based out of Colorado. At that time, it was a great business and produced a good experience for its members. It had its demise due to some bad decisions stemming from an economic down turn in Texas during the mid 1980’s. All six founding members of WU worked for “ASC” at that time. We knew that California would support a Club on its own. So, in March of 1987 we pooled our funds and opened our doors at the San Mateo Sportsman’s Expo. Many of our current members joined WU that weekend. Many of their children and grandchildren are members today. To those “Founding Members” we say a BIG “THANK YOU”!

Over the past 30 years we have gone through many ups and downs in the economy. The total commitment of its founders has kept WU growing and moving forward. We have had massive growth times and times of maintaining the status quo. During those times of growth, the Land Managers were kept busy adding new ranches on nearly a monthly basis. It is times like these that we enjoy the most: meeting new landowners and watching members’ success.

This is not an easy business to run both financially and on an operation basis. I have always stated that it is similar to winter steelhead fishing or waterfowl hunting: “You do not have be crazy to do it, but it helps.” WU is the largest in its industry because of its great members and its dedicated staff.

As we enter into 2018 there is an economic boom happening. Unemployment is at a 17 year low and the stock market is at an all-time high. The new tax cut will put additional money in the paychecks

of most Americans allowing more discretionary spending. In my 40 years in this industry I have never seen more signs that point to a massive growth time. We have told the Land Managers in both California and Oregon to be on the lookout for new properties; big game, waterfowl, upland and fishing. We have also asked for them to look for interns or assistants that we will be needed to grow with.



*Juan Creek by Serge Ruiz*

For those members that are with us now we say, “Thank You”. Hang on, enjoy the ride, and don’t forget to recommend a friend to enjoy the ride with you. The future of WU has never looked better.

## Oregon Ranch News

*by Erik Peterson*

We kick off a fresh new year trying to shake off a recent chill. After a fairly dry December, and a weird '17 in general, here's to a more "normal" 2018. (Average in Oregon can be pretty good.)

The big game seasons all seemed to have their off streaks. It started with extremely dry conditions and smoke filled closures due to Level IV fire danger during archery season. Added logging activity fueled by high timber prices contributed some disruptions. And at times, members who hunted hard were left scratching their heads and wondering where the heck the elk went. There were some clear highlights, such as the harvest of that first elk, and biggest buck or bull yet, so some dreams came true for some members last year. But, for many 2017 won't go down as a great big game season. We'll hope for a solid return to relative normalcy in 2018.

Upland bird hunting saw reasonable success for many members. Some had pretty good rooster hunts early on. There were perhaps more quail and chukars to be found than in recent seasons. And, as been the trend the last few years, Hungarian Partridges gave bird hunters some good opportunities.

The unusually wet November limited driving access on certain upland properties to avoid damaging ranch roads. But once the weather dried out, most access was once again open. Snow could close roads again, but at least were got a window of reasonable access.

Waterfowl hunting too had its share of streakiness. Duck hunting started off well for many, then tapered, and was slow to rebound. NW zone geese arrived on schedule and provided opportunities when ducks were slow. Central Oregon geese arrived in solid numbers in November and offered some good shoots at times. Then we seemed to lose birds, even before frozen waters start to push them out, perhaps due to a lengthy round of freezing fog. In a typical year, December is one of the best waterfowl hunting months of the year.

Fishing seemed to be fairly normal in 2017. Many of the ponds were stocked in late fall, so they should be ready to fish come spring. (All ponds will revert back to fishing waters once duck season ends in late January, but ice can be an issue in February.) One alarm that continued to sound in '17 was the presence of bass in the big Highway Lake. (Probably the victim of a local bucket biologist who likes bass.) If you catch any bass at Highway Lakes, do not return them to the water.

An often asked question these days is, "Are any new properties coming on board in Oregon? The honest answer is that no new leases have been signed on new ranches yet. Is WU looking? Yes. Would the club like to add more property in Oregon? Yes. But, until there's a signed lease, it's all just rumors. WU is hoping for the best, and early in the year is often when those types of things get accomplished.

Best wishes to you and yours in the new year!



*Silke Easom, Bosco and Chila with Chukars*

## Field Shield Pack

A successful shot during a big game hunt is a thrill like no other. And then the messy part of the hunt begins.

As a skilled hunter, WU Member Jeremy Baumgartner knows first hand what it's like to end the day tired and happy, but with your best camo gear blood soaked and a mess. So he came up with a solution called the Field Shield Pack.



The Field Shield Pack comes with 1) a breathable micro-porous blaze orange suit to protect you from blood, ticks, urine, feces and disease, 2) commercial grade rubber gloves matched to size, 3) A pair of ties to hold the pack together and to attach your tag to antlers, 4) a camo pack to discard bloody items and garbage when you're done.



Field Shield is a harvest kit designed by a hunter for hunters, which allows you to concentrate on gutting, cutting and cleaning without worrying about soaking your clothes in blood and mess. Keep the game off your gear. Basic pack starts at \$22.95 plus S&H. For more info go to [fieldshieldpack.com](http://fieldshieldpack.com).



## Deschutes Canyon Fly Shop

- Flies • Fly Rods • Fly Reels
- Waders & Wading Shoes
- Stream Side Accessories

599 South Hwy 97, P.O. Box 334,  
Maupin, OR 97037

**(866) 647-4721 or (541) 395-2565**

Fax (541) 395-2580

E-mail: [john@flyfishingdeschutes.com](mailto:john@flyfishingdeschutes.com)

Monday - Saturday 8 am to 6 pm,


Sunday 8 am to 4 pm

**They take care of WU Members**

Pocketguide to Western Hatches covers all of the western trout food forms you might ever encounter, showing every important hatch in color, in natural situations, where you might find them being fed upon by trout, in both streams and stillwaters. A two-page segment is devoted to each important stage, covering: Identifying Features, Habitat, Emergence Dates and Times, Effective Imitations, Behavior and Appropriate Tactics, and Known Hatches where the insect is important.

The book has chapters covering: The wide variety of Western waters; Hatch timing in the West; Tactics for fishing hatches; Creek, stream, and river Mayflies, Stoneflies, Caddisflies, Midges and Crane flies, Terrestrials, Crustaceans, Aquatic worms, and Sculpins; Lake and pond Mayflies, Caddis, Midges, Damselflies and Dragonflies, Water boatmen, Alderflies, Scuds, and Leeches. The book also has color photos of the best patterns to imitate each important stage of each hatch, including full dressings for each fly listed. A detailed hatch chart lets you know when to expect each hatch to begin to interest trout.

312 pages; all color; Hardcover; 6" x 4"; \$21.95 Author Dave Hughes would gladly sell you one at that price, or you can get it on Amazon for about \$15.00.



## Oregon Predator Hunting

Most Oregon hunting seasons come to a close by late January. There's one hunting opportunity that remains open through the late winter and spring - predator hunting.

Coyotes and cougars can both be a problem for landowners, so they often appreciate the help hunters can provide in controlling populations. Both species are probably present on nearly every WU ranch in Oregon, and predation of deer, elk and other game species is an ongoing issue.

On February 1st, Trail Fork, Pennington, Salt Creek and Rim Ranches all open for predator hunting. Some of these ranches will remain open to predator hunting until the end of May, while others switch to other uses earlier (e.g. Spring Turkey season at Salt Creek).

A variety of tactics can successfully be employed in predator hunting. Coyotes often respond well to calling, especially if they haven't been tricked by a call before. There are a host of hand blown calls that work well. Electronic calls seem to improve and get more affordable all the time.

In snowy years, tracking can also be effective. As intelligent and wary critters, coyotes that have been shot at before are tough to fool a second time. The educated ones will be blazing the other away as soon as they see or smell you.

Mountain Lion populations are growing in Oregon. It's been said that hunters often miss spotting a cougar because we're looking on the ground for sign, when the cat is above us. Make a point of scanning into the trees frequently. Some cougar hunters find success by locating tracks to follow after a fresh snow. They're smart, strong, skilled hunters, so caution is advised.

Deer, elk and other species all benefit from predator hunting. A day in the field with your rifle can be a great break from the winter doldrums and, it's a great opportunity to become familiar with a new Wilderness Unlimited ranch. Get out there and have some fun!

Reservations for predator hunts can be made by calling the WU Hayward Office (510-785-4868) between 11:00 a.m. and 6:00 p.m. (closed 2-2:30 pm) Monday through Friday.

### Oregon Department of Fish & Wildlife License and Tag Fees

The following are some ODFW resident and non-resident license and tag fees for 2018. You'll note there have been some changes for the new year.

	Resident	Non-Resident
Hunting License	\$ 33.50	\$167.00
Fishing License-Annual	\$ 41.00	\$103.50
Combo Hunting & Fishing	\$ 69.00	
Sports Pac	\$188.50	
Upland Bird Validation	\$ 9.00	
Game Bird Validation		\$ 41.50
Waterfowl Validation	\$ 12.50	(covers upland & waterfowl)
3 Day Non-Res. Waterfowl & Upland License		\$ 30.50
Turkey Tag	\$ 22.50	\$ 84.00
Controlled Hunt Application	\$ 8.00	\$ 8.00
Deer Tag	\$ 27.50	\$430.50
Elk Tag	\$ 48.00	\$571.00
Cougar Tag	\$ 16.00	\$ 16.00
Bear Tag	\$ 16.00	\$ 16.00



## Sage Rats at Twickenham

Rodents in agricultural fields can be a big problem for farmers. Shooting the critters is one method of control, and it can be a lot of fun, too. WU has been asked again this year to assist the owners of the Twickenham River Ranch with sage rat control in their fields. The “season” will start February 1<sup>st</sup> and end March 31<sup>st</sup>. (The vegetation by then is usually getting tall enough it’s difficult to see the rats.)

Reservations are required, and can be made through the WU Hayward Office (510-785-4868). Members will receive a confirmation email that states that the week before going, they need to call the owner to coordinate some details.

Most shooters will use 22’s and 17’s. If you’d like to shoot larger calibers, special arrangements must be made with the owner, to keep things safe.

This has been a very popular sporting activity for members, so plan on making a trip to Twickenham!

## Oregon Spring Turkey

Spring turkey season opens April 15 in Oregon. There will be two WU ranches for turkey hunters, the White River Turkey Area, just downstream from the White River (fishing) Ranch in north central Oregon, and the Salt Creek Ranch west of Dallas, Oregon.

At White River turkeys are abundant through the winter and early spring. They tend to move to higher elevations as the weather warms. A few birds get harvested at White River every year.

The Salt Creek Ranch has turkeys as well, but some love to tease hunters by hanging out just off property on the neighbor’s place. The recent harvest of the timber just behind the check station will alter their movements, but we’d expect some success on turkeys at Salt Creek again this year.

Reservations for spring turkey hunts can be made starting March 15 by calling the WU Hayward Office (510-785-4868).

## SW Oregon Spring Bear Hunts

If you’re looking for an outing in southwest Oregon in April or May, a spring bear hunt may fit the bill. Tags went on sale (\$16.00) in December, and when the 4,400 tags are gone they’re gone. Get one soon if you’d like to hunt spring bear in SW Oregon.

The Catching Creek Ranch and the Fat Elk Ranch will be open to spring bear hunting April 1<sup>st</sup> to May 31<sup>st</sup>, 2018. There is no WU hunt fee for bear, but an active WU hunting membership, a tag, and a reservation are required.

Bears have been seen from time to time at the Catching Creek Ranch (most recently during the fall ’17 deer season), and a few fall bears have been harvested there over the years. However, hunters have had a tough time taking bears in the spring. They’re there, and the girdled trees are a sign of what bears eat in the spring. (Much to the irritation of the foresters trying to grow trees.)

It’s a good excuse to get out for an enjoyable spring hunt and to check out a new ranch. Reservations can be made starting March 1<sup>st</sup> by calling the WU Hayward Office (510-785-4868).



*Salt Creek Turkey*

## Oregon Fly Fishing Clinic April 20, 21, 22

You've always wanted to learn to fly fish? Or you'd like to up your fly fishing game? Either way, there's a great opportunity to enhance your fishing skills and understanding April 20, 21, & 22, 2018 at White River at the WU Oregon Fly Fishing Clinic.

The clinic includes instruction at the White River Lodge as well as hands on fly-fishing practice and instruction at Wamic Pond and Grass Valley Pond, as well as the White River (if conditions allow). And the cost is just \$100 for members (\$150 for non-members).

You can bring a bedroll and sleep in the White River Lodge, or bring your tent or trailer to camp nearby. The Saturday evening meal is provided, but you should plan to provide other meals & snacks for the three days. (The kitchen, including the refrigerator, is available to use during the clinic.)

Many folks like to arrive Thursday afternoon or evening to set up, meet people, relax, and be ready to roll when things get started Friday morning. Instructor Steve Zink will get the clinic started at 9:00 a.m.

If you have questions, you can contact Oregon Land Mgr. Erik Peterson at 503-621-9890 (forwards to his cell) or Steve Zink at 541-390-7484.

Reservations can be made through the WU Reservations Line at 510-785-4868. Space is limited so reserve your spot today. You'll enjoy it!



*Dan Hawkey Enjoying a Calm Day at Wamic*

<b>2018 OREGON FISHING PROPERTIES</b>						
#	Property Name	Catch & Release (C&R) Only	Single Barbless Hook Only	Bait Allowed?	State Fishing Regs. Apply?	Opens after hunting season?
O-8	Grass Valley Pond	Yes	Yes	No	No-C&R	Yes
O-9	White River	Yes	Yes	No	No-C&R	Open year round
O-10	Tygh Creek	Yes	Yes	No	No-C&R	Yes
O-34	Wamic Pond	Yes*	Yes	No	No-C&R	Yes
O-39	Schilling Ponds	Yes	Yes	No	No-C&R	Yes
O-41	Sportsman's River Retreat (Williamson River)	See State Regs	No	See State Regs	Yes	Yes
O-50	Twickenham River Ranch (John Day River)	See State Regs.	No	Yes	Yes	Open year round
O-53	Highway Lakes	Yes	Yes	No	No-C&R	Open year round
*A Few Warm Water Fish (Bass, bluegill, etc.) can be kept if you like.						





***Malaika Valentine***



***5 Turkey Vultures***



***Bobcat by Erik Peterson***



***Ian Nakamura***



## Wilderness Unlimited

22425 Meekland Avenue

Hayward, CA 94541

Periodicals  
Postage Paid at  
Hayward, CA

ADDRESS SERVICE REQUESTED

Find us on:  
facebook®



*Hunting Among the Vineyards at Rancho Chimiles*